



























CONVENÇÃO DETALHES DE ESGOTO					
CAIXA SIFONADAS	CONEXÕES #40	TE. SANITÁRIO	JOELHO 45°	JUNÇÃO DE REDUÇÃO	JUNÇÃO SIMPLES
	JOELHO 45°				
	JOELHO 90°				
	JOELHO 90°				
	JOELHO 90° COM ANEL				
	JUNÇÃO SIMPLES				
	2x JOELHO 90°				
PIA	LAVATÓRIO/TANQUE	VENTILAÇÃO	SIFÃO	CAP	BUCHA DE REDUÇÃO
